



CAMBRIDGE ENGLISH
Language Assessment
Part of the University of Cambridge

Cambridge English Young Learners

Young Learners English Tests (YLE)

Sample papers

Starters



2 Volume
Two

Introduction

Cambridge English: Young Learners is a series of fun, motivating English language tests for children in primary and lower secondary education. The tests are an excellent way for children to gain confidence and improve their English.

There are three levels:

- Cambridge English: Starters
- Cambridge English: Movers
- Cambridge English: Flyers

About these sample papers


These sample papers show you what the *Cambridge English: Starters* test looks like. When children know what to expect in the test, they will feel more confident and prepared.

To prepare for *Cambridge English: Starters*, children can practise parts of the test or do the complete practice test.

Listening sample test

To download the *Cambridge English: Starters* Listening sample test go to www.cambridgeenglish.org/starters-audio-sample-v2

For further information about the three levels of *Cambridge English: Young Learners* and for more sample papers, go to www.cambridgeenglish.org/younglearners



Go to the **Introduction** to download
the Listening sample test.

Centre Number		Candidate Number	
---------------	--	------------------	--

Cambridge Young Learners English

Starters Listening

Sample Paper



CAMBRIDGE ENGLISH
Language Assessment
Part of the University of Cambridge

There are 20 questions.




You will need coloured pens or pencils.

My name is:

Part 1

– 5 questions –

Listen and draw lines. There is one example.



Part 2

– 5 questions –

Read the question. Listen and write a name or a number.

There are two examples.



Examples

What is the girl's name?

..... Lucy

How old is she?

..... 7

Questions


- 1 What is Lucy's friend's name?
- 2 Which class are the two children in at school?
- 3 How many dogs are there at Lucy's house?
- 4 What's the name of Lucy's favourite dog?
- 5 How many fish has Lucy's friend got?

Part 3


– 5 questions –

Listen and tick (✓) the box. There is one example.


What's Pat doing?



A ☐



B ☐




C ☒

1 Which is May?



A ☐




B ☐




C ☐


2 Which is Nick's favourite ice-cream?



A ☐




B ☐




C ☐

3 What's Ben doing?



A ☐



B ☐



C ☐

4 Where's Kim's doll?



A ☐



B ☐



C ☐

5 What's Dad doing?



A ☐



B ☐



C ☐

Part 4

– 5 questions –

Listen and colour. There is one example.



Starters Listening

Marking Key

- () = Acceptable extra words are placed in brackets
- / = A single slash is placed between acceptable alternative words within an answer
- // = A double slash is placed between acceptable alternative complete answers

Part 4 5 marks

- 1 Colour bird on man's head - pink
- 2 Colour bird in tree - yellow
- 3 Colour bird next to plane - green
- 4 Colour bird in front of door - brown
- 5 Colour bird between flowers - red

Part 1 5 marks

Lines should be drawn between:

- 1 Clock and between two pictures on wall
- 2 Book and under table
- 3 Phone and on mat
- 4 Camera and in cupboard
- 5 Shell and on table next to robot

Part 2 5 marks

- 1 ALEX
- 2 8//eight
- 3 3//three
- 4 S-O-C-K-S
- 5 12//twelve

Part 3 5 marks

- 1 A
- 2 B
- 3 B
- 4 C
- 5 A

Starters Listening

Tapescript

R = rubric

Fch = Female child

F = Female adult

Mch = Male child

M = Male adult

- R** Hello. This is the University of Cambridge Starters Listening Test.
- Look at Part One. Now look at the picture. Listen and look. There is one example.
- F** Put the radio on the bookcase.
- M** Sorry? Put the radio where?
- F** On the bookcase.
- M** Right.
- R** Can you see the line? This is an example. Now you listen and draw lines.
- One**
- F** Put the clock between the two pictures.
- M** Pardon? Where do I put the clock?
- F** On the wall. Between the two pictures.
- M** OK.
- R** **Two**
- F** Now put the book under the table.
- M** Sorry? Put the book where?
- F** Put it under the small table.
- M** Right. I can do that.
- R** **Three**
- F** And now, please put the phone on the mat.
- M** The phone?
- F** Yes. Put it on the mat.
- M** All right. I'm drawing that line now.
- R** **Four**
- F** Now the camera! Put it in the cupboard.
- M** Where?
- F** Put the camera in the cupboard.
- M** OK.
- R** **Five**
- F** And now put the shell on the table, next to the robot.
- M** Sorry? Put the shell where?
- F** Put it on the table, next to the robot.

- M** Yes. OK.
- R** Now listen to Part One.
- That is the end of Part One.
- Part Two. Look at the picture. Listen and write a name or a number. There are two examples.
- M** Hello. Are you the girl in this picture?
- Fch** Yes. My name's Lucy.
- M** And how do you spell your name?
- Fch** L-U-C-Y.
- M** And how old are you, Lucy?
- Fch** I'm seven.
- M** Seven?
- Fch** Yes!
- R** Can you see the answers? Now you listen and write a name or a number.
- One**
- M** Is this your friend in the picture with you?
- Fch** Yes, it is.
- M** What's his name?
- Fch** His name's Alex.
- M** How do you spell that?
- Fch** A-L-E-X.
- R** **Two**
- M** Is he in your class at school?
- Fch** Yes! We're in class eight.
- M** Sorry?
- Fch** In class eight. And we've got a great teacher.
- R** **Three**
- M** And have you got a dog, Lucy?
- Fch** Oh yes. There are three dogs at our house.
- M** Three dogs?
- Fch** Yes. That's right. They're small dogs, not big dogs.
- R** **Four**
- M** And which is your favourite dog, Lucy?
- Fch** Oh, Socks is my favourite. He's very funny.
- M** And how do you spell that?
- Fch** S-O-C-K-S.
- M** That's a good name for a dog!
- R** **Five**
- M** And has your friend got any animals?
- Fch** Yes. He's got some beautiful fish.
- M** Fish? How many?
- Fch** He's got twelve.
- M** Twelve fish!
- Fch** Yes.

R Now listen to Part Two again.
That is the end of Part Two.

Part Three. Look at the pictures. Now listen and look.

There is one example. What's Pat doing?

Fch Is Pat at your house?

Mch Yes, she is.

Fch Is she playing in the garden?

Mch No. She's reading in the living room.

R Can you see the tick? Now you listen and tick the box.

One. Which is May?

Mch Where's May, Mum?

F Is that her, wearing trousers?

Mch No, she's wearing a skirt.

F Oh yes, and a T-shirt. She looks great.

R Two. Which is Nick's favourite ice-cream?

Fch Is that an apple ice-cream, Nick?

Mch No, it's pineapple.

Fch Is that your favourite?

Mch No. My favourite's banana.

R Three. What's Ben doing?

F Is Ben on the beach?

Mch Yes. He's with his friends.

F Are they swimming?

Mch No, they're kicking a ball.

R Four. Where's Kim's doll?

M Why are you sad, Kim?

Fch I can't find my doll.

M Is it in the toy box?

Fch No! Oh look. I can see it. It's behind the chair.

R Five. What's Dad doing?

Fch Is Dad in the bedroom?

F No, he's in the bathroom.

Fch Oh yes, he's listening to the radio.

F No, he's singing. That's nice.

R Now listen to Part Three again.
That is the end of Part Three.

Part Four.

Look at the picture. Listen and look.
There is one example.

F Can you see the bird in the water?

Mch Yes, I can.

F Right. Now colour it orange.

Mch Pardon?

F Colour the bird in the water orange.

R Can you see the orange bird in the water?

This is an example. Now you listen and colour.

One

F Now find the bird on the man.

Mch It's sitting on the man's head!

F (Laughing) Yes it is. What a funny bird! Can you colour it pink?

Mch Pink?

F That's right.

R Two

F Look at the bird in the tree.

Mch OK, I can see it. Can I colour it?

F Yes. Colour it yellow.

Mch OK. A yellow bird in the tree.

R Three

F Can you see the bird next to the plane?

Mch Pardon? Which bird?

F The bird next to the plane. It's got a very long tail.

Mch Oh yes. I can see it.

F Colour it green.

Mch Right. I'm colouring it green now.

R Four

Mch Look. There's a bird in front of the door.

F Yes there is. Colour it brown.

Mch A brown bird in front of the door.

F Yes, that's nice.

R Five

F Can you see the bird between the flowers?

Mch Yes. It's eating.

F Colour it red.

Mch A red bird between the flowers?

F That's right. Well done! The picture looks good now.

R Now listen to Part Four again.
That is the end of the Starters Listening Test.

Centre Number		Candidate Number	
---------------	--	------------------	--

Cambridge Young Learners English

Starters

Reading & Writing

Sample Paper



CAMBRIDGE ENGLISH
Language Assessment
Part of the University of Cambridge

There are 25 questions.

You have 20 minutes.

You will need a pen or pencil.


My name is:

Part 1


– 5 questions –

Look and read. Put a tick (✓) or a cross (X) in the box.
There are two examples.

Examples



This is a flower.




This is a goat.



Questions


1



This is a lizard.




2



This is a bike.

☐

3



This is a pineapple.

☐

4



This is a television.

☐

5



This is a guitar.

☐

Part 2

– 5 questions –

Look and read. Write **yes** or **no**.



Examples

A boy is reading a book.

..... yes

A monkey is sitting on the big elephant.

..... no

Questions

1 There are two children in the sea.

.....

2 The duck is walking behind the two elephants.

.....

3 The girls are playing with a ball.

.....

4 The woman in the boat has got a camera.

.....

5 The crocodile is eating a coconut.

.....

Part 3


– 5 questions –

Look at the pictures. Look at the letters. Write the words.

Example




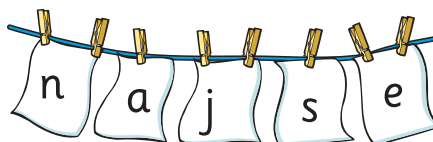
d r e s s



Questions

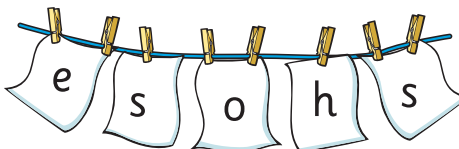
1






2






3





4





5






Part 4

– 5 questions –

Read this. Choose a word from the box. Write the correct word next to numbers 1–5. There is one example.


A horse



I've got four *legs*, two ears, two eyes and long
 (1)..... on my head. I'm a big animal. I don't live in
 a (2)..... or a garden. I like eating
 (3)..... and apples. I drink (4).....
 A woman, a (5)..... or a child can ride me.

What am I? I am a horse.

example




legs



hippo



water



carrots



hair



man



house




piano

Part 5

– 5 questions –

Look at the pictures and read the questions. Write one-word answers.




Examples

Where are the children? in the classroom

What colour is the cat? white


Questions

1 What is the teacher drawing? a



2 Who is holding the cat? a

3 What is the teacher doing now?



4 Where is the cat now? at the

5 How many children are looking at the cat?

Starters Reading & Writing

Marking Key

- () = Acceptable extra words are placed in brackets
- / = A single slash is placed between acceptable alternative words within an answer
- // = A double slash is placed between acceptable alternative complete answers

Part 4 5 marks

- 1 hair
- 2 house
- 3 carrots
- 4 water
- 5 man

Part 5 5 marks

- 1 fish
- 2 (school)girl/student/child/pupil
- 3 writing
- 4 window
- 5 5//five

Part 1 5 marks

- 1 ✗
- 2 ✓
- 3 ✓
- 4 ✗
- 5 ✓

Part 2 5 marks

- 1 yes
- 2 no
- 3 no
- 4 yes
- 5 no

Part 3 5 marks

- 1 jeans
- 2 shoes
- 3 jacket
- 4 handbag
- 5 trousers

Starters Speaking

Summary of Procedures

The usher introduces the child to the examiner.

- 1 The examiner familiarises the child with the picture first and then asks the child to point out certain items on the scene picture, e.g. 'Where's the monkey?'
- 2 The examiner asks the child to put object cards in various locations on the scene picture, e.g. 'Put the shell under the tree.'
- 3 The examiner asks questions about two of the people or things in the scene picture, e.g. 'What's this?' (Answer: fish) 'What colour is it?' (Answer: grey)
- 4 The examiner asks questions about the object cards, e.g. 'What's this?' (Answer: a bike) and 'Have you got a bike?'
- 5 The examiner asks questions about the child, e.g. 'How old are you?'

